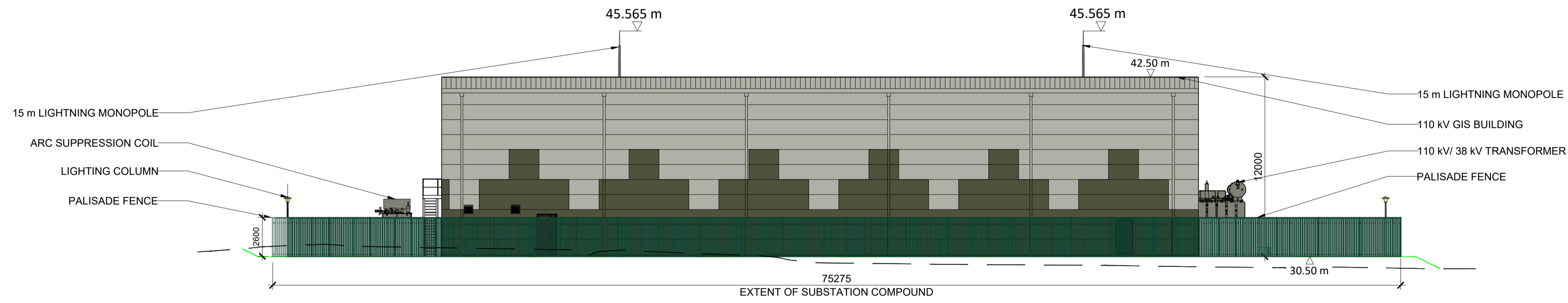
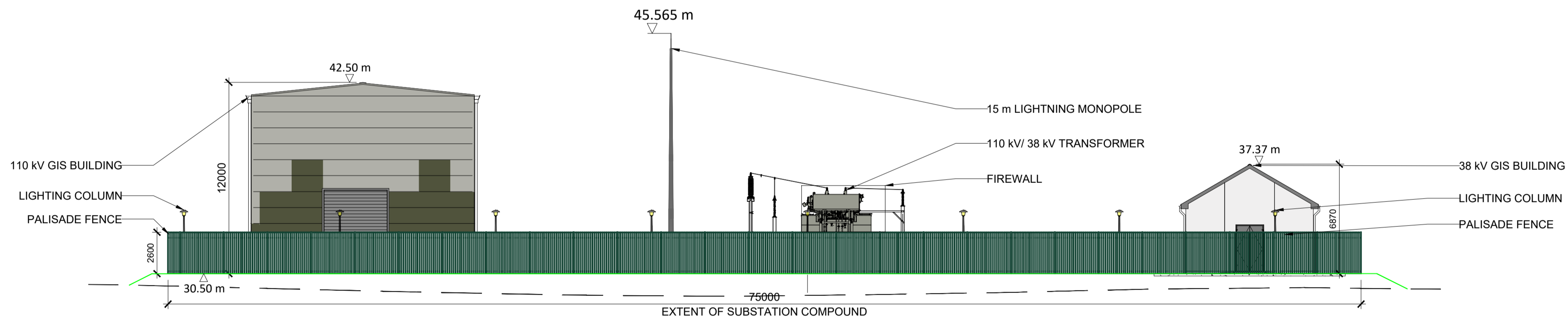


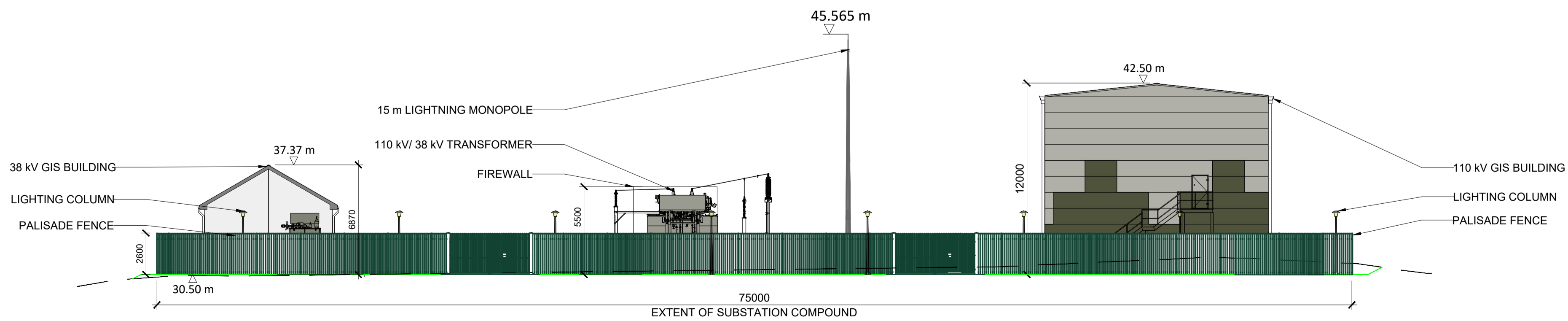
NORTH ELEVATION
SCALE 1:200



SOUTH ELEVATION
SCALE 1:200



EAST ELEVATION
SCALE 1:200



WEST ELEVATION
SCALE 1:200

NOTES

1. ALL DIMENSIONS SHOWN IN mm, UNLESS STATED OTHERWISE.
2. DRAWING TO BE PRINTED IN COLOUR.
3. TAILTE EIREANN MAP SHEET REFERENCE 3065-C, 3133-01,3133-02, 3133-03
4. PROPOSED COLOUR SCHEME OF 110 kV BUILDING USES RAL 080 70 05 AND RAL 6003

REFERENCE DRAWINGS

- PE492-D327-002-001-000 FOR SITE LOCATION MAP
- PG406-D100-087-003-000 FOR 38 kV BUILDING PLANS & SECTIONS
- PG406-D100-087-004-000 FOR 38 kV BUILDING ELEVATIONS
- PG406-D100-087-005-000 FOR 110 kV GIS BUILDING PLANS & SECTIONS
- PG406-D100-087-006-000 FOR 110 kV GIS BUILDING ELEVATIONS
- PG406-D100-088-001-000 FOR 110 kV TRANSFORMER BUND
- PG406-D100-088-001-000 FOR 38 kV TRANSFORMER BUND
- PG406-D100-088-003-000 FOR ARC SUPPRESSION COIL BUND
- PG406-D100-088-005-000 FOR TYPICAL HOUSE TRANSFORMER DETAILS
- PG406-D100-088-006-000 FOR TYPICAL NES DETAILS
- PG406-D100-088-007-000 FOR TYPICAL NER DETAILS
- PG406-D100-088-008-000 FOR 15 M LIGHTNING MONOPOLE
- PG406-D100-088-012-000 FOR LIGHTING COLUMN
- PG406-D100-002-001-000 FOR TYPICAL PALISADE FENCE
- PG406-D100-003-001-000 FOR TYPICAL PALISADE GATE

REV	DATE	REVISION DESCRIPTION	DRN	PROD	VER	APP
1	MAR.26	ISSUED FOR PLANNING APPLICATION				
0	NOV.25	ISSUED FOR PLANNING APPLICATION		JB	JB	LMcM ROT

COPYRIGHT © ESB
ALL RIGHTS RESERVED. NO PART OF THIS WORK MAY BE MODIFIED, REPRODUCED OR COPIED IN ANY FORM OR BY ANY MEANS - GRAPHIC, ELECTRONIC OR MECHANICAL, INCLUDING PHOTOCOPYING, RECORDING, TAPING OR USED FOR ANY PURPOSE OTHER THAN ITS DESIGNATED PURPOSE, WITHOUT THE WRITTEN PERMISSION OF ESB.

PURPOSE OF ISSUE - PRELIMINARY UNLESS INDICATED
 CLIENT APPROVAL PLANNING TENDER CONSTRUCTION AS-BUILT

CLIENT **ESB NETWORKS**

PROJECT **BELMAYNE 110 kV SUBSTATION**

CONTRACT **I_DN0810**

DRAWING TITLE **BELMAYNE 110 kV SUBSTATION
PROPOSED SITE ELEVATIONS
PLANNING**

PRODUCTION UNIT **Transmission and Distribution Delivery**

ESB Engineering and Major Projects,
One Dublin Airport Central, Dublin Airport,
Cloughran, Co. Dublin, K67 XF72, Ireland.
Tel: +353 (0)1 703 8000 Web: www.esb.ie
Engineering and Major Projects is a division of ESB.

DRAWN	PRODUCED	VERIFIED	APPROVED	APPROVAL DATE
L.McManus	L.McManus	R.O'Toole	K.O'Neill	26/03/2026
CLIENT REF	NO. OF SHTS	SIZE	SCALE	SCALE
TC235264	1	A1	As Shown	

DRAWING NUMBER **PE492-D327-006-006-001**